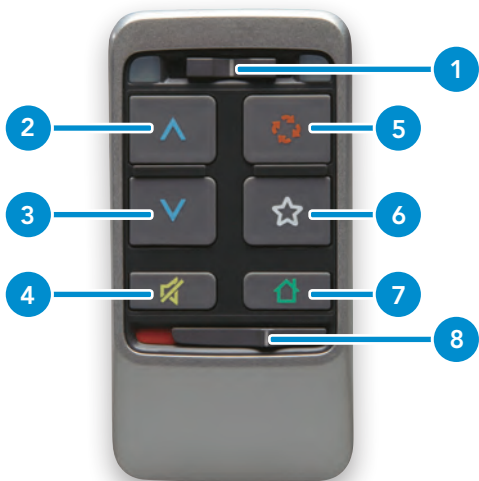


# SURFLINK™

REMOTE CONTROL




OPERATIONS MANUAL



- 
- |                         |                    |
|-------------------------|--------------------|
| 1. Ear Selection Switch | 6. Special Feature |
| 2. Volume Up            | 7. Home            |
| 3. Volume Down          | 8. Lock/Unlock     |
| 4. Mute/Unmute          |                    |
| 5. Memory Change        |                    |

Your SurfLink Remote is always on and ready to work with your hearing instruments. When you are not using your remote control, you can lock it.

Locked



Unlocked



### Adjusting Your Hearing Instruments:

Left



Both




Right





The Ear Selection Switch controls how your hearing instruments are adjusted. To adjust both of your hearing instruments at the same time, the Ear Selection Switch should be positioned in the center.

To adjust a single hearing instrument, place the Ear Selection Switch to the position indicating the side to be changed. When the switch position is on one side, all remote commands will be sent only to that hearing instrument.

## Home:

To reset your hearing instruments to program one and the standard volume level, press the Home  button on the remote control.


## Mute/Unmute:

Your remote control can mute your hearing instruments. To mute the instruments, press the Mute/Unmute  button. To unmute, simply press the  button again.

Note: Pressing any button will also unmute the hearing instruments and perform the function of the selected button.

My special feature  button is:

SurfLink Media Audio Streaming

1. Press Star  to Stop or Start Audio Streaming

Self Check

1. Choose your right or left hearing instrument using the Ear Selection Switch

2. Press Star  once

3. You will hear a brief “buzz” sound

4. You will hear the test results

For more information on this feature, consult with your hearing care professional.

SurfLink Remote is designed to comply with the most stringent Standards of International Electromagnetic Compatibility. However, it is still possible that you may experience interference caused by power line disturbances, airport metal detectors, electromagnetic fields from other medical devices, radio signals and electrostatic discharges.

If you use other medical devices or wear implantable medical devices such as defibrillators or pacemakers and are concerned that your SurfLink Remote might cause interference with your medical device, please contact your physician or the manufacturer of your medical device for information about the risk of disturbance.

SurfLink Remote should not be used during an MRI procedure.

### **Use on Aircrafts**

SurfLink Remote should not be used on aircrafts unless specifically permitted by the flight personnel.

### **International Use**

SurfLink Remote is approved to operate at a radio frequency that is specific to your country or region and might not be approved for use outside your country or region. Be aware that operation during international travel may cause interference with other electronic devices, or other electronic devices may cause interference with your SurfLink Remote.

The battery in your SurfLink Remote is not replaceable. Do not attempt to replace the battery.

FCC ID: EOA-WR

IC: 6903A-WR

### **FCC Notice**

This device complies with part 15 of the FCC rules and with RSS-210. Operation is subject to the following two conditions: (1) This device may not cause harmful interference, and (2) this device must accept any interference received, including interference that may cause undesired operation of the device.

**Note:** The manufacturer is not responsible for any radio or TV interference caused by unauthorized modifications to this equipment. Such modifications could void the user's authority to operate the equipment.

Hereby, Paradigm declares that the SurfLink Remote is in compliance with the essential requirements and other relevant provisions of Directive 1999/5/EC. A copy of the Declaration of Conformity can be obtained from the addresses below.

Paradigm, Inc.  
6600 Washington Ave. South  
Eden Prairie, MN USA

EC	REP
----	-----

Paradigm, Inc. European Headquarters  
Wm. F. Austin House, Bramhall Technology Park  
Pepper Road, Hazel Grove, Stockport SK7 5BX  
United Kingdom



Waste from electronic equipment must be handled according to local regulations.

CE  
0673

