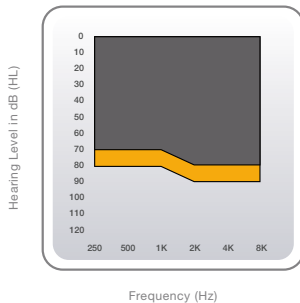


RIC 13

receiver-in-canal

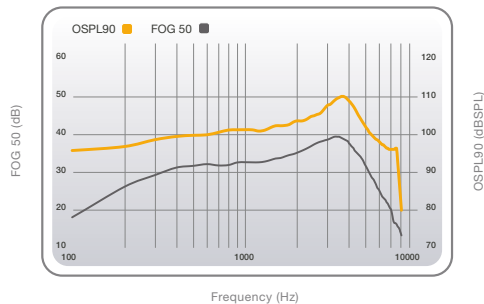


avail[™]_{20, 10}



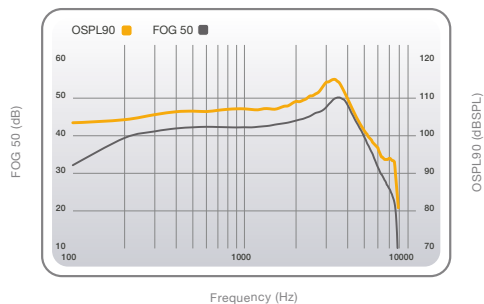
Frequency (Hz)

Avail RIC 13 40 (gray), Avail RIC 13 50 (yellow) fitting ranges.



Frequency (Hz)

OSPL90 (yellow) and Full-On Gain (gray) curves for the Avail RIC 13 at 110/40.



Frequency (Hz)

OSPL90 (yellow) and Full-On Gain (gray) curves for the Avail RIC 13 at 115/50.

Matrices: 110/40, 115/50

Maximum Output: Up to 30dB Reduction in 2dB Steps (range varies by channel)

Compression Threshold: 24dB Range in 4dB Steps

Compression Ratio: 1:1-3:1 (range varies by channel)

Battery Size: 13

ANSI/IEC data

Measurement	40 Gain Data		50 Gain Data	
	ANSI/IEC 2cc Coupler	IEC OES Coupler	ANSI/IEC 2cc Coupler	IEC OES Coupler
Peak OSPL90 (dB SPL)	110	122	115	126
HFA OSPL90 (dB SPL)	102	NA	108	NA
RTF OSPL90 (dB SPL)	NA	110	NA	116
Peak Gain (dB)	40	51	50	61
HFA Full-On Gain (dB)	31	NA	44	NA
RTF Full-On Gain (dB)	NA	39	NA	51
Frequency Range (Hz)	100 - 7600	100 - 7700	100 - 7300	100 - 7500
Reference Test Frequency (kHz)	NA	1.6	NA	1.6
HFA Frequencies (kHz)	1.0, 1.6, 2.5	NA	1.0, 1.6, 2.5	NA
Reference Test Gain (dB)	25	32	31	41
Harmonic Distortion				
500 Hz (%)	<3	<3	<3	<3
800 Hz (%)	<3	<3	<3	<3
1600 Hz (%)	<3	<3	<3	<3
Attack and Release Time (ANSI/IEC) – Test Mode				
Attack Time (ms)	15	15	15	15
Release Time 0.1s (ms)	5-150	5-250	5-150	5-250
Release Time 2.0s (ms)	5-150	5-250	5-150	5-250
Induction Coil Sensitivity				
HFA SPLITS (ANSI) (dB SPL)	84	NA	88	NA
MASL (IEC) (dB SPL)	NA	70	NA	81
ANSI/IEC Battery Current (mA)	1.2	1.2	1.4	1.3
Idle Current (mA)	1.1	1.1	1.2	1.2
Estimated Battery Life for 16-Hour Day				
13 Zinc Air (days)	16-18	16-18	16-18	16-18