



# mini RIC mPOWER

receiver-in-canal mPower

**Matrices:** 123/60, 130/70

**Maximum Output:** Up to 30dB Reduction in 2dB Steps (range varies by channel)

**Compression Threshold:** 24dB Range in 4dB Steps

**Compression Ratio:** 1:1-3:1 (range varies by channel)

**Battery Size:** 10

## ANSI/IEC data

60 Gain Data		70 Gain Data	
ANSI/IEC 2cc Coupler	IEC OES Coupler	ANSI/IEC 2cc Coupler	IEC OES Coupler
123	130	130	137
115	NA	124	NA
NA	127	NA	135
60	69	70	79
52	NA	65	NA
NA	63	NA	75
100 - 5400	100 - 4700	100 - 5000	100 - 4500
NA	1.6	NA	1.6
1.0, 1.6, 2.5	NA	1.0, 1.6, 2.5	NA
38	52	47	60
<3	<3	<3	<3
<3	<3	<3	<3
<3	<3	<3	<3
15	15	15	15
5-150	5-250	5-150	5-250
5-150	5-250	5-150	5-250
98	NA	105	NA
NA	95	NA	108
1.2	1.2	1.6	1.4
1.1	1.1	1.2	1.2
5-8	5-8	4-6	4-6

### Measurement

Peak OSPL90 (dB SPL)

HFA OSPL90 (dB SPL)

RTF OSPL90 (dB SPL)

Peak Gain (dB)

HFA Full-On Gain (dB)

RTF Full-On Gain (dB)

### Frequency Range (Hz)

Reference Test Frequency (kHz)

HFA Frequencies (kHz)

Reference Test Gain (dB)

### Harmonic Distortion

500 Hz (%)

800 Hz (%)

1600 Hz (%)

### Attack and Release Time (ANSI/IEC) – Test Mode

Attack Time (ms)

Release Time 0.1s (ms)

Release Time 2.0s (ms)

### Induction Coil Sensitivity

HFA SPLITS (ANSI) (dB SPL)

MASL (IEC) (dB SPL)

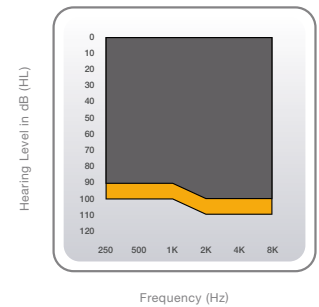
ANSI/IEC Battery Current (mA)

Idle Current (mA)

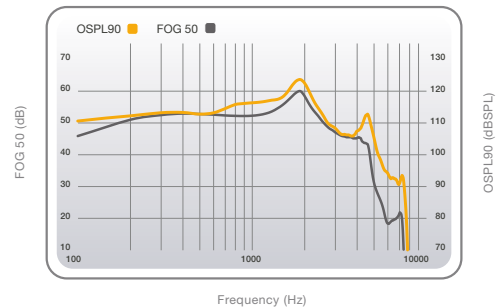
### Estimated Battery Life for 16-Hour Day

10 Zinc Air (days)

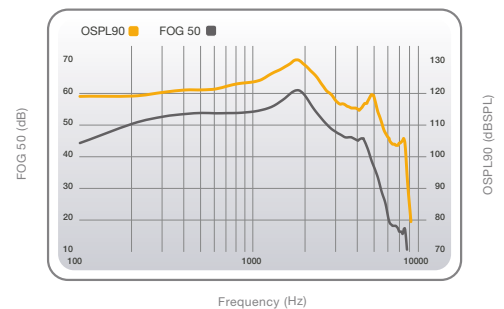
avail<sup>™</sup><sub>20, 10</sub>



Avail mini RIC mPower 40 (gray), Avail mini RIC mPower 50 (yellow) fitting ranges.



OSPL90 (yellow) and Full-On Gain (gray) curves for the Avail mini RIC mPower at 123/60.



OSPL90 (yellow) and Full-On Gain (gray) curves for the Avail mini RIC mPower at 130/70.