

T² Remote in Inspire 2010.2

T² Remote allows the patient to use a DTMF (dual tone multi-frequency) compatible phone to adjust the volume, change memories, or mute/un-mute their hearing aids. This feature is available for all Axio ST technology levels. The T² Remote is disabled by default (with the exception of HearLens*) and must be turned on by the hearing healthcare professional.

(*Please see the *HearLens* Tech Tip for more information.).

Step-By-Step Process

1) Enable T² Remote in Inspire® via the Fitting screen or Memories screen while the patient is in the professional's office.*

*For SmartTouch™ BTE products, T² can also be activated on the SmartTouch screen.

2) Ensure the environment is relatively quiet (+15 S/N).

3) Hold the telephone in close proximity to the hearing aid microphone and press the * key to emit the DTMF tones that unlock the hearing aid.

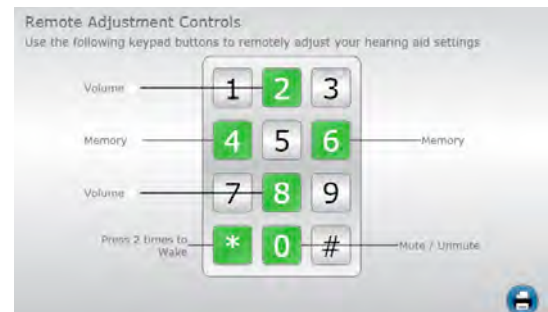
(*The patient will hear the T² Wake indicator once the tones are received by the hearing aid. If the patient does not hear the indicator, consider moving the phone closer to the ear).

4) Make the desired change for volume, memory, or mute/unmute by pressing the appropriate number on the keypad.

5) Repeat command, as necessary.

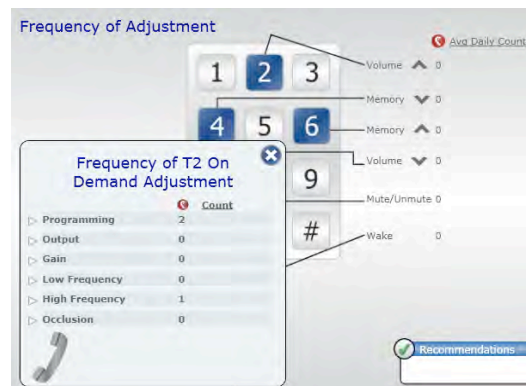


T² Remote Adjustments Screen



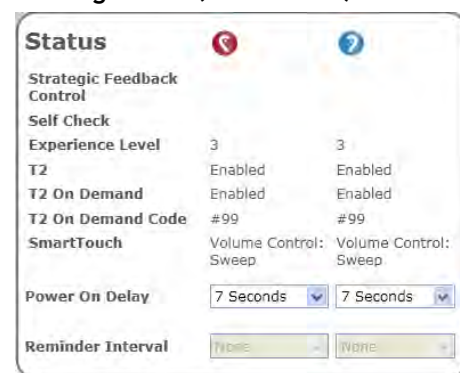
T² Remote Programming Reference Diagram

6) All T² information is tracked and can be displayed through Data Log. The frequency of T² changes is displayed to provide guidance for necessary programming changes.



Data Log Screen (T² utilization)

7) T² Settings can also be displayed and printed for all Axio ST products, through the **Fitting Summary** in Inspire 2010.2.



Fitting Summary Screen (T² status)

NOTE: The changes made through T² Remote programming are temporary changes similar to volume or memory adjustments made on the hearing aid itself. Once the patient opens and closes the battery door on the hearing aid, the “power on” settings will be in the device. If the patient wants to have permanent changes stored in the hearing aid, this can be accomplished through **T² On Demand** or live programming at the professional’s office. If the patient has difficulty performing T² Remote programming, confirm that their phone is DTMF-compatible. MicroTech continues to test phones for DTMF compatibility. For more information on DTMF phone compatibility, please contact Customer Service.