



RIC 312 mPOWER

receiver-in-canal mPower

Matrices: 123/60, 130/70

Maximum Output: Up to 30dB Reduction in 2dB Steps (range varies by channel)

Compression Threshold: 24dB Range in 4dB Steps

Compression Ratio: 1:1-3:1 (range varies by channel)

Battery Size: 312

mobility™ 40

ANSI/IEC data

60 Gain Data		70 Gain Data	
ANSI/IEC 2cc Coupler	IEC OES Coupler	ANSI/IEC 2cc Coupler	IEC OES Coupler
123	130	130	139
115	NA	125	NA
NA	127	NA	136
60	69	71	79
52	NA	64	NA
NA	63	NA	75
100 - 5400	NA	100 - 5300	NA
NA	1.6	NA	1.6
1.0, 1.6, 2.5	NA	1.0, 1.6, 2.5	NA
39	52	48	61
<3	<3	<3	<3
<3	<3	<3	<3
<3	<3	<3	<3
15	15	15	15
5-150	5-250	5-150	5-250
5-150	5-250	5-150	5-250
99	NA	108	NA
NA	93	NA	105
1.4	1.4	2	2
1.3	1.3	1.6	1.6
5-8	5-8	3-6	3-6

Measurement

Peak OSPL90 (dB SPL)

HFA OSPL90 (dB SPL)

RTF OSPL90 (dB SPL)

Peak Gain (dB)

HFA Full-On Gain (dB)

RTF Full-On Gain (dB)

Frequency Range (Hz)

Reference Test Frequency (kHz)

HFA Frequencies (kHz)

Reference Test Gain (dB)

Harmonic Distortion

500 Hz (%)

800 Hz (%)

1600 Hz (%)

Attack and Release Time (ANSI/IEC) – Test Mode

Attack Time (ms)

Release Time 0.1s (ms)

Release Time 2.0s (ms)

Induction Coil Sensitivity

HFA SPLITS (ANSI) (dB SPL)

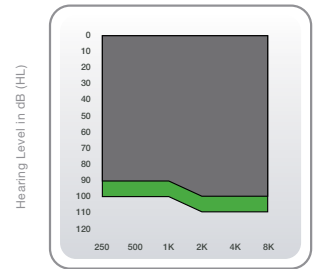
MASL (IEC) (dB SPL)

ANSI/IEC Battery Current (mA)

Idle Current (mA)

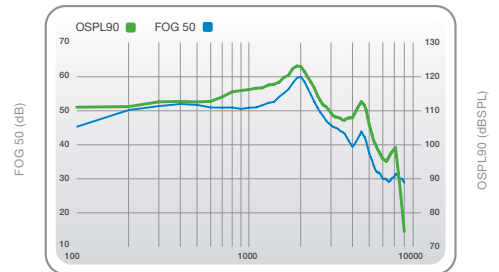
Estimated Battery Life for 16-Hour Day

312 Zinc Air (days)



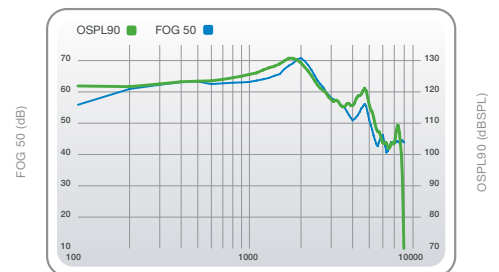
Frequency (Hz)

Mobility RIC mPower 60 (gray), Mobility RIC mPower 70 (green) fitting ranges.



Frequency (Hz)

OSPL90 (green) and Full-On Gain (blue) curves for the Mobility RIC mPower at 123/60.



Frequency (Hz)

OSPL90 (green) and Full-On Gain (blue) curves for the Mobility RIC mPower at 130/70.