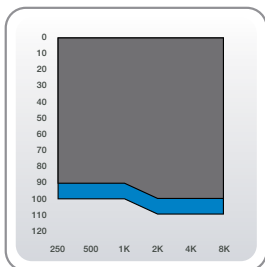


RIC 312 mPOWER

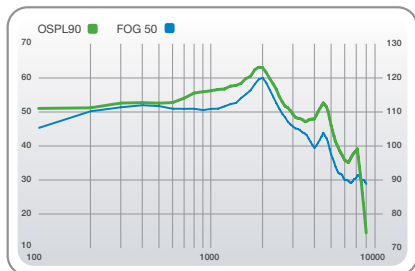
receiver-in-canal mPower

focusTM₄₀



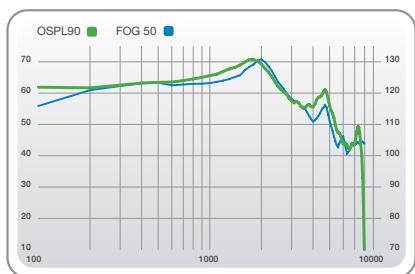
Frequency (Hz)

Focus RIC 312 mPower 60 (gray),
Focus RIC 312 mPower 70 (blue) fitting ranges.



Frequency (Hz)

OSPL90 (green) and Full-On Gain (blue) curves
for the Focus RIC 312 mPower at 123/60.



Frequency (Hz)

OSPL90 (green) and Full-On Gain (blue) curves
for the Focus RIC 312 mPower at 130/70.

Matrices: 123/60, 130/70

Maximum Output: Up to 30dB Reduction in 2dB Steps (range varies by channel)

Compression Threshold: 24dB Range in 4dB Steps

Compression Ratio: 1:1-3:1 (range varies by channel)

Battery Size: 312

ANSI/IEC data

Measurement	60 Gain Data		70 Gain Data	
	ANSI/IEC 2cc Coupler	IEC OES Coupler	ANSI/IEC 2cc Coupler	IEC OES Coupler
Peak OSPL90 (dB SPL)	123	130	130	139
HFA OSPL90 (dB SPL)	115	NA	125	NA
RTF OSPL90 (dB SPL)	NA	127	NA	136
Peak Gain (dB)	60	69	70	79
HFA Full-On Gain (dB)	52	NA	64	NA
RTF Full-On Gain (dB)	NA	63	NA	75
Frequency Range (Hz)	100 - 5400	NA	100 - 5300	NA
Reference Test Frequency (kHz)	NA	1.6	NA	1.6
HFA Frequencies (kHz)	1.0, 1.6, 2.5	NA	1.0, 1.6, 2.5	NA
Reference Test Gain (dB)	39	52	48	61
Harmonic Distortion				
500 Hz (%)	<3	<3	<3	<3
800 Hz (%)	<3	<3	<3	<3
1600 Hz (%)	<3	<3	<3	<3
Attack and Release Time (ANSI/IEC) – Test Mode				
Attack Time (ms)	15	15	15	15
Release Time 0.1s (ms)	5-150	5-250	5-150	5-250
Release Time 2.0s (ms)	5-150	5-250	5-150	5-250
Induction Coil Sensitivity				
HFA SPLITS (ANSI) (dB SPL)	99	NA	108	NA
MASL (IEC) (dB SPL)	NA	93	NA	105
ANSI/IEC Battery Current (mA)	1.4	1.4	2	2
Idle Current (mA)	1.3	1.3	1.6	1.6
Estimated Battery Life for 16-Hour Day				
312 Zinc Air (days)	5-8	5-8	3-6	3-6