

RIC 13

receiver-in-canal



focus™₄₀

Matrices: 110/40, 115/50

Maximum Output: Up to 30dB Reduction in 2dB Steps (range varies by channel)

Compression Threshold: 24dB Range in 4dB Steps

Compression Ratio: 1:1-3:1 (range varies by channel)

Battery Size: 13

ANSI/IEC data

40 Gain Data		50 Gain Data	
ANSI/IEC 2cc Coupler	IEC OES Coupler	ANSI/IEC 2cc Coupler	IEC OES Coupler
110	122	115	126
102	NA	108	NA
NA	110	NA	116
40	51	50	61
31	NA	44	NA
NA	39	NA	51
100 - 7600	100 - 7700	100 - 7300	100 - 7500
NA	1.6	NA	1.6
1.0, 1.6, 2.5	NA	1.0, 1.6, 2.5	NA
25	32	31	41
<3	<3	<3	<3
<3	<3	<3	<3
<3	<3	<3	<3
15	15	15	15
5-150	5-250	5-150	5-250
5-150	5-250	5-150	5-250
84	NA	88	NA
NA	70	NA	81
1.2	1.2	1.4	1.3
1.1	1.1	1.2	1.2
16-18	16-18	16-18	16-18

Measurement

- Peak OSPL90 (dB SPL)
- HFA OSPL90 (dB SPL)
- RTF OSPL90 (dB SPL)
- Peak Gain (dB)
- HFA Full-On Gain (dB)
- RTF Full-On Gain (dB)

Frequency Range (Hz)

- Reference Test Frequency (kHz)
- HFA Frequencies (kHz)
- Reference Test Gain (dB)

Harmonic Distortion

- 500 Hz (%)
- 800 Hz (%)
- 1600 Hz (%)

Attack and Release Time (ANSI/IEC) – Test Mode

- Attack Time (ms)
- Release Time 0.1s (ms)
- Release Time 2.0s (ms)

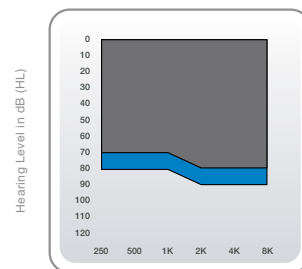
Induction Coil Sensitivity

- HFA SPLITS (ANSI) (dB SPL)
- MASL (IEC) (dB SPL)

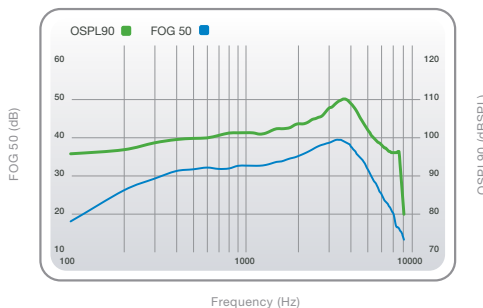
- ANSI/IEC Battery Current (mA)
- Idle Current (mA)

Estimated Battery Life for 16-Hour Day

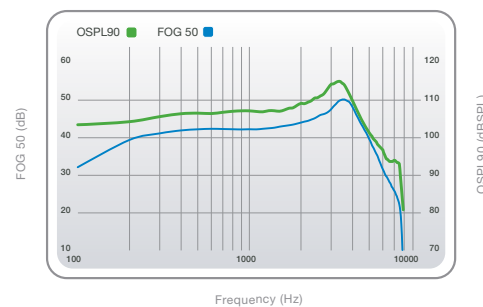
- 13 Zinc Air (days)



Focus RIC 13 40 (gray), Focus RIC 13 50 (blue) fitting ranges.



OSPL90 (green) and Full-On Gain (blue) curves for the Focus RIC 13 at 110/40.



OSPL90 (green) and Full-On Gain (blue) curves for the Focus RIC 13 at 115/50.