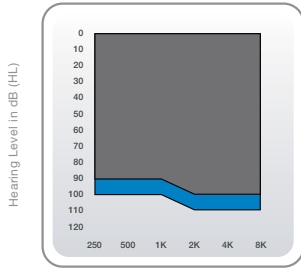




mini RIC mPOWER

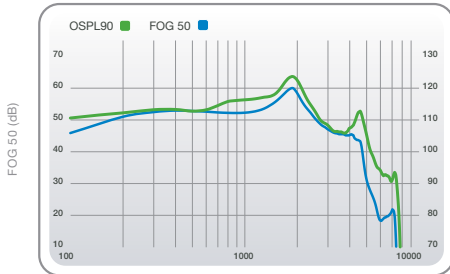
receiver-in-canal mPower

focusTM40



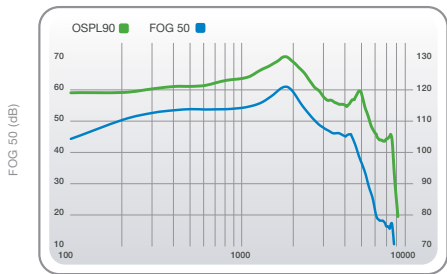
Frequency (Hz)

Focus mini RIC mPower 40 (gray),
Focus mini RIC mPower 50 (blue) fitting ranges.



Frequency (Hz)

OSPL90 (green) and Full-On Gain (blue) curves
for the Focus mini RIC mPower at 123/60.



Frequency (Hz)

OSPL90 (blue) and Full-On Gain (gray) curves
for the Focus mini RIC mPower at 130/70.

Matrices: 123/60, 130/70

Maximum Output: Up to 30dB Reduction in 2dB Steps (range varies by channel)

Compression Threshold: 24dB Range in 4dB Steps

Compression Ratio: 1:1-3:1 (range varies by channel)

Battery Size: 10

ANSI/IEC data

Measurement	60 Gain Data		70 Gain Data	
	ANSI/IEC 2cc Coupler	IEC OES Coupler	ANSI/IEC 2cc Coupler	IEC OES Coupler
Peak OSPL90 (dB SPL)	123	130	130	137
HFA OSPL90 (dB SPL)	115	NA	124	NA
RTF OSPL90 (dB SPL)	NA	127	NA	135
Peak Gain (dB)	60	69	70	79
HFA Full-On Gain (dB)	52	NA	65	NA
RTF Full-On Gain (dB)	NA	63	NA	75
Frequency Range (Hz)	100 - 5400	100 - 4700	100 - 5000	100 - 4500
Reference Test Frequency (kHz)	NA	1.6	NA	1.6
HFA Frequencies (kHz)	1.0, 1.6, 2.5	NA	1.0, 1.6, 2.5	NA
Reference Test Gain (dB)	38	52	47	60
Harmonic Distortion				
500 Hz (%)	<3	<3	<3	<3
800 Hz (%)	<3	<3	<3	<3
1600 Hz (%)	<3	<3	<3	<3
Attack and Release Time (ANSI/IEC) - Test Mode				
Attack Time (ms)	15	15	15	15
Release Time 0.1s (ms)	5-150	5-250	5-150	5-250
Release Time 2.0s (ms)	5-150	5-250	5-150	5-250
Induction Coil Sensitivity				
HFA SPLITS (ANSI) (dB SPL)	98	NA	105	NA
MASL (IEC) (dB SPL)	NA	95	NA	108
ANSI/IEC Battery Current (mA)	1.2	1.2	1.6	1.4
Idle Current (mA)	1.1	1.1	1.2	1.2
Estimated Battery Life for 16-Hour Day				
10 Zinc Air (days)	5-8	5-8	4-6	4-6