

POWER BTE

behind-the-ear



Matrix: 133/70

Maximum Output: Up to 30dB Reduction in 2dB Steps (range varies by channel)

Compression Threshold: 24dB Range in 4dB Steps

Compression Ratio: 1:1-3:1 (range varies by channel)

Battery Size: 13

avail[™]₂₀

ANSI/IEC data

Earhook		Thin Tube (Size 3, Occluded)	
ANSI/IEC 2cc Coupler	IEC OES Coupler	ANSI/IEC 2cc Coupler	IEC OES Coupler
133	138	129	132
127	NA	113	NA
NA	131	NA	118
70	77	72	75
66	NA	52	NA
NA	74	NA	61
100 - 6000	100 - 6000	100 - 5800	100 - 5800
NA	1.6	NA	1.6
1.0, 1.6, 2.5	NA	1.0, 1.6, 2.5	NA
50	56	36	43
<4	<4	<1	<1
<1	<1	<1	<1
<1	<1	<1	<1
22	5	22	5
5-150	5-250	5-150	5-250
5-150	5-250	5-150	5-250
112	NA	96	NA
NA	102	NA	91
1.8	1.8	1.8	1.8
1.5	1.5	1.5	1.5
9-12	9-12	9-12	9-12

Measurement

Peak OSPL90 (dB SPL)

HFA OSPL90 (dB SPL)

RTF OSPL90 (dB SPL)

Peak Gain (dB)

HFA Full-On Gain (dB)

RTF Full-On Gain (dB)

Frequency Range (Hz)

Reference
Test Frequency (kHz)

HFA Frequencies (kHz)

Reference Test Gain (dB)

Harmonic Distortion

500 Hz (%)

800 Hz (%)

1600 Hz (%)

Attack and Release Time (ANSI/IEC) – Test Mode

Attack Time (ms)

Release Time 0.1s (ms)

Release Time 2.0s (ms)

Induction Coil Sensitivity

HFA SPLITS (ANSI) (dB SPL)

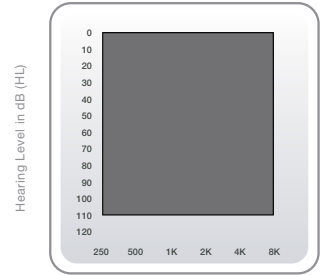
MASL (IEC) (dB SPL)

ANSI/IEC
Battery Current (mA)

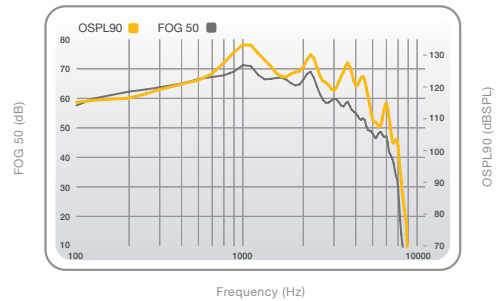
Idle Current (mA)

Estimated Battery Life for 16-Hour Day

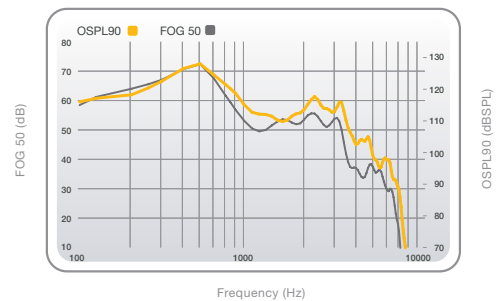
13 Zinc Air (days)



Avail Power BTE fitting range.



OSPL90 (yellow) and Full-On Gain (gray) curves for the Avail Power BTE with Earhook.



OSPL90 (yellow) and Full-On Gain (gray) curves for the Avail Power BTE with Thin Tube.